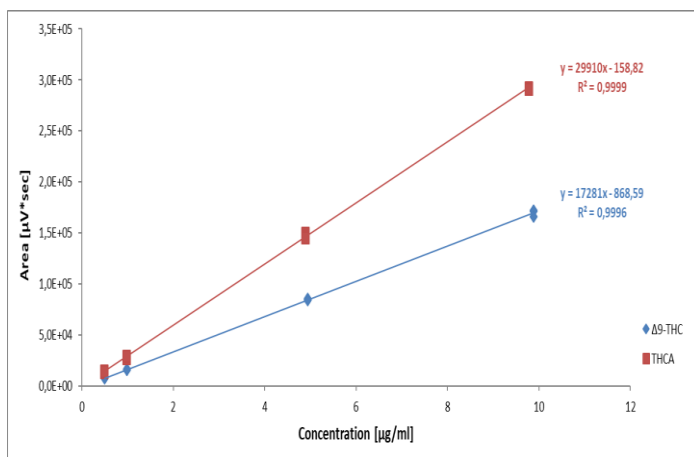
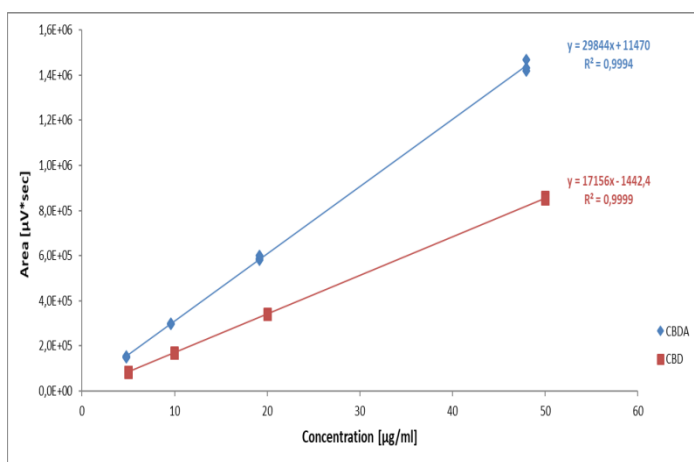


## QUALITY CERTIFICATE 33/2020

Type of sample: Fit  
Sample name /Batch: B:28/01/2020 (A.R.) 8% CBD 2,1% CBG 7% CBC  
Client's name: A-SENSE Sp. z o. o.  
No sample identification: 12/2020/3  
Date of start testing: 29.01.2020  
Date of end testing: 04.02.2020  
Operator: E. Jóźwik

### Calibration:



## Test results<sup>1)</sup>:

CBDV (cannabidivarine)	< L.O.Q. ....
CBDA (cannabidiolic acid)	0,694 ± 0,015 % (w/w)
CBG (cannabigerol)	1,742 ± 0,039 % (w/w)
CBD (cannabidiol)	7,986 ± 0,194 % (w/w)
CBN (cannabinol)	< L.O.D. ....
Δ-9-THC (delta-9-tetrahydrocannabinol)	< L.O.D. ....
Δ-8-THC (delta-8-tetrahydrocannabinol)	< L.O.Q. ....
CBC (cannabichromene)	6,290 ± 0,424 % (w/w)
THCA (delta-9-tetrahydrocannabinolic acid)	< L.O.D. ....

---

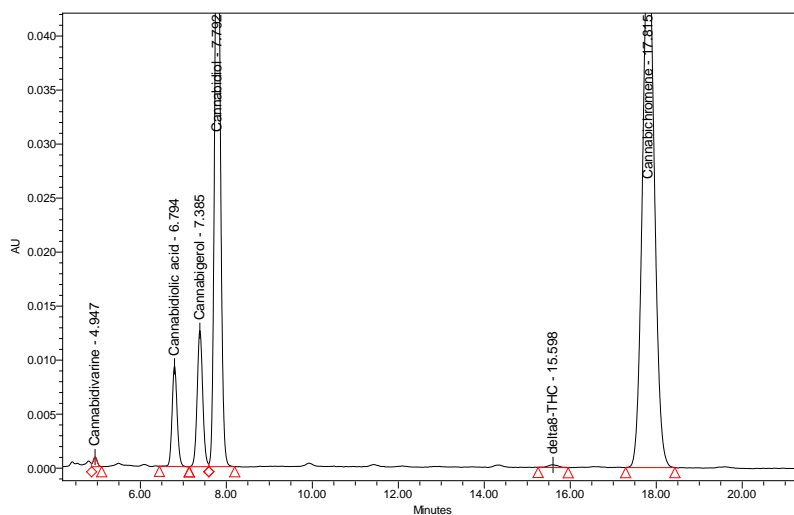
$\Sigma\text{THC} = \text{THC} + (0,8772 \times \text{THCA})$  < L.O.D. ....

*L.O.Q (limit of quantification) = 0,150 % (w/w)*

*L.O.D (limit of detection) = 0,063 % (w/w)*

<sup>1)</sup> the given extended uncertainty (U) is based on standard uncertainty multiplied by extension factor k=2 providing confidence level of 95%. Sampling uncertainty was not taken into account in calculations.

According to the High Performance Liquid Chromatography (HPLC) method with a Photodiode Array Detector (PAD)



It declares that the above results relate only to the sample identification number 12/2020/3, and that without the written consent of the Head of the Laboratory of Analytical certificate may not be reproduced otherwise than in its entirety.

Date of issue: 04.02.2020

Quality manager: Mariusz Chmiel

END